

# SHOWCASE™

UNRIVALED DESIGN. UNMATCHED STYLE.



[www.raynor.com](http://www.raynor.com)



1-800-4-RAYNOR (472-9667)

DELUXE, 3-LAYER CONSTRUCTION

STEEL + INSULATION + STEEL

**RAYNOR®**

# SHOWCASE™

UNRIVALED DESIGN. UNMATCHED STYLE.



## More Than Good Looks

With a substantial woodgrain texture embossment, Raynor Showcase™ brings beauty and instant curb appeal to any home. But good looks are just the beginning. Beneath the surface, Showcase is also one of the most stringently engineered garage doors you can own. Its strong, two-sided, steel design provides superior strength, unrivaled durability, and unsurpassed protection against noise, impact, and weather.

ShowCase is made from rugged, galvanized steel inside and out. Its two-sided steel design encases a core of thermally bonded, CFC-free, expanded polystyrene insulation. A full 2" thick, Showcase features sandwich-style construction and provides thermal protection at a 10.25 R-value.




## Engineered to Last

ShowCase has heavy-duty, hot-dipped, galvanized steel sections with an epoxy primer and baked-on polyester finish, which resists rust and impact denting. To assure durable, long-lasting performance, Showcase offers standard features, including

- 1 Vinyl thermal break between interior and exterior skins
- 2 Section joint seal to prevent weather infiltration
- 3 Hot-dipped, galvanized steel track
- 4 Steel wheel, ball bearing rollers
- 5 Bottom weatherseal to keep weather out
- 6 Adjustable track for a precise fit

## 2" Thick Door Sections

ShowCase's 2" thick door sections are made from high-strength, impact-resistant steel.



- 1 Baked-on finish
- 2 Epoxy primer
- 3 Galvanized layer
- 4 High-strength steel
- 5 Polystyrene insulation
- 6 High-strength steel



## Dimensions Glass Options

Regency Black Colonial



Expressions Silver Colonial



Antique Umber Ranch



Oval/Diamond Silver Ranch



Diamond Silver Ranch



Diamond Silver Colonial



Choose Silver, Umber or Black caming for any of the Dimensions glass options. See the window caming pictures on the right.

## Frosted Or Clear Beveled Artistic Glass

Frost Diamond Colonial



Frost Prairie Colonial



Frost Chained Hexagon Ranch



Frost Prairie Ranch



Frost Diamond Ranch



## Snap-In Inserts

Stockbridge Ranch




Stockton Ranch



Cascade Ranch




Sunburst Ranch



Sherwood Colonial




Prairie Ranch




Stockton Colonial




Cascade Colonial




Sunburst Colonial



Cathedral Colonial



Arched Stockton Ranch



Berkshire Ranch




Sunray Ranch




Full-pane, clear and obscured glass also available.

## Door Designs



Colonial




Flush



Flush Beadline

### Colonial & Flush:

Heights: 4'-9" to 5'-1" in 1" increments, 5'-3", 5'-6", 5'-7", 5'-9", 6', 6'-4" to 7' in 1" increments, 7'-2", 7'-3", 7'-6" to 7'-9" in 1" increments, 8' to 9' in 1" increments, 9'-2", 9'-3", 9'-6" to 10' in 1" increments  
Widths: 4' to 18' in 1" increments



Carriage House



Ranch

### Carriage & Ranch:

Heights: 4'-9" to 5'-1" in 1" increments, 5'-3", 6'-4" to 7' in 1" increments, 8', 8'-1", 8'-2", 8'-3", 8'-5" to 8'-9" in 1" increments, 9'-10", 10'

Widths: 4' to 18' in 1" increments

\*Some select widths may not be available

## Colors

### Standard




White



ClayTone



Almond



Brown



Bronze

### Optional Opticolor



Opticolor™

## Warranty

Door Sections: "For As Long As You Own Your Home," against rust.

Hardware/Springs: 5-Year

See your Raynor Dealer for complete details.

## Window Caming Colors

Silver

Umber

Black



# ARMOR FINISH®

PROTECTION FOR THE HARSHTEST ENVIRONMENTS

## Protection Against Rust

For homes in a coastal environment, Raynor has created ArmorFinish for ShowCase doors. Featuring a durable, fade-resistant laminate film, ArmorFinish serves as a protective barrier for your ShowCase door from harsh winds, rain, ocean spray, and sand. Choosing ArmorFinish for your ShowCase door gives you the ultimate in protection from the elements, while providing the second-to-none dependability that only ShowCase can deliver.



ArmorFinish, Colonial Embossedment



ArmorFinish, Colonial Embossedment


### Sizes

Heights: 4'-9" to 5'-3" in 2" increments,  
6'-4", 6'-6", 6'-8", 6'-10", 7', 8',  
8'-1", to 8'-9" in 2" increments,  
9'-7", 9'-9", 9'-10", 10'

Widths\*: 4' to 18' in 1" increments

*\*Some select widths may not be available*


### Door Designs




Carriage House



Colonial



Flush Beadline



Flush



Ranch

### Warranty

Door Sections: 6-year against rust. After  
ArmorFinish warranty expires, normal  
ShowCase warranty applies.

Hardware/Springs: 5-year

Visit [www.raynor.com](http://www.raynor.com) for complete  
ArmorFinish warranty details.

ArmorFinish is only  
available in white.



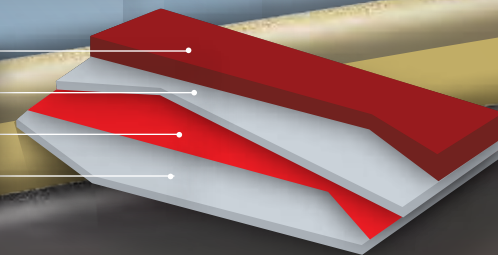
## Laminate Finish Construction

Laminate Film

Adhesive

Surface Treatment

Zinc





# AccuFINISH<sup>®</sup>

Natural Wood Beauty With The Durability Of Steel

ShowCase Finish Option

## Natural Wood Beauty With the Durability of Steel

AccuFinish is a uniquely engineered finish option for ShowCase garage doors. Available in Dark Walnut, Cherry, Oak, and Cedar, ShowCase doors featuring AccuFinish provide the truest representation of wood available for steel garage doors.




AccuFinish, Oak, Flush Beadline embossment



AccuFinish, Oak, Carriage House embossment

Dark Walnut



Cherry



Oak



Cedar



### Sizes


Heights: 4'-9" to 5'-3" in 2" increments,  
6'-4", 6'-6", 6'-8", 6'-10", 7', 8',  
8'-1", to 8'-9" in 2" increments,  
9'-7", 9'-9", 9'-10", 10'

Widths\*: 4' to 18' in 1" increments  
*\*Some select widths may not be available*

### Door Designs



Carriage House



Colonial



Flush Beadline



Flush



Ranch

### Warranty

Door Sections: 6-year against rust. After AccuFinish warranty expires, normal ShowCase warranty applies.

Hardware/Springs: 5-Year

Visit [www.raynor.com](http://www.raynor.com) for complete AccuFinish details.

## RAYNOR RESIDENTIAL OPENERS

---

Raynor offers a full line of residential openers, featuring a variety of horsepower and configuration options. Our residential opener offering has been carefully structured, providing an ideal solution for any residential application demand. Ask your Authorized Raynor Dealer about our residential openers, and select the ideal Raynor opener for your home.



Raynor Ultra™ features greater strength and stability, as well as convenient control and security.

## RAYNOR WINDLOAD SYSTEMS

---

Raynor ShowCase is an ideal product for meeting the demands of the most rigorous windload or impact rating guidelines. Raynor Windload Systems meet or exceed the Florida Building Code and are tested to ANSI / DASHMA 108 & 115. Additionally, Raynor ShowCase garage doors can be configured to comply with Miami - Dade product requirements (TAS 201, TAS 202, TAS 203) and are available in both post and non-post designs, giving our customers flexibility in choosing between an assisted or unassisted hurricane-ready system.



## SHOWCASE WARRANTY

---

ShowCase is covered by our industry-leading, "For As Long As You Own Your Home," section warranty against rust, to the original purchaser of the product. ShowCase is also backed by a 5-year track, spring, and hardware warranty. See your Raynor Dealer for complete details.

Exclusively Distributed By:



RAYNOR WORLDWIDE

P.O. Box 448, 1101 East River Road, Dixon, IL 61021-0448

**1-800-4-RAYNOR (472-9667)**

[www.raynor.com](http://www.raynor.com)